



VIP

This Text Code means: Very Important Point (in the story) . Students must decide between what is a “VIP” in the story, and just a “MP” (Minor Point). Only the VIP should be included on the, “Actions Speak Louder Than Words,” template.

This Response Sheet could be used to assess understanding of Key Events and their impact on the characters and overall message/lesson learned, if it’s being done after the story is completed.

If this is to be used during the reading, it is encouraged that the students use a Double or Triple-Entry Journal template to document the key events in the story (as they perceive them while reading), then return to their journal notes at the end of the reading time in order to Text Code for themselves the MP and VIP. Once their selection has been finished, then they could reflect upon their journal notes and decide which 3 events in the story make the cut for the VIP points on the sheet.








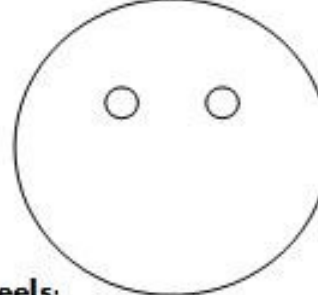

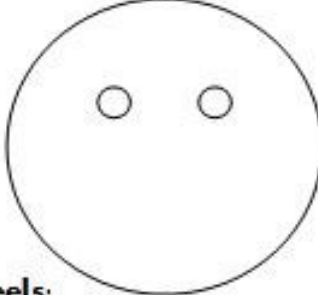
Feels:

This “sketch code” allows students to use the blank character face to sketch brief details that will serve as a visual reminder to how the character’s feelings and reactions change throughout the story.



This “sketch code” serves as a reminder that all texts, whether informational, persuasive, or fictional, hold a central message or lesson that the author, characters, or general nature of the topic holds for the reader. This code, like all others, should be used during reading, not just at the end.

Actions Speak Louder Than Words

			
			Lesson Learned
 Feels:	 Feels:	 Feels:	 Feels: